

Using the TRANSFORM license generator (Command Line Process)

Filename: premigrate.exe

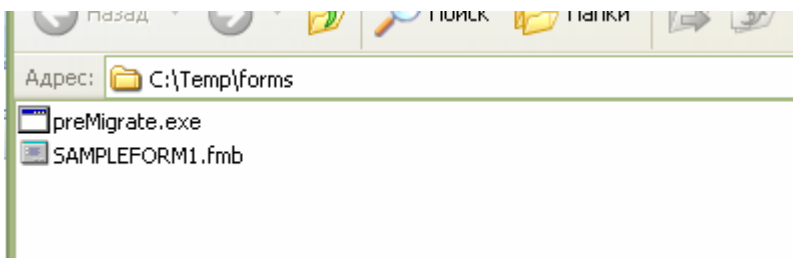
1) Make folder available containing the Forms objects (fmb, pll, mmb files) that you are considering migrating to Java.
Licenses are generated and charged on a per Form basis, and so avoid putting files in that folder which will not be migrated.

Note: The TransForm toolkit can now help generate the licenses using automated processes from the toolkit UI itself (please refer to the document: [TransForm Toolkit HOW TO - Using the TransForm premigration processes](#)).


The following process is an alternate batch process method of generating definition files. In either case, the same definition file will be generated.

2) Download the **TRANSFORM** license Generator from the web-site, or request for this file from Release3 Inc. (info@release3.com)

3) Copy the preMigrate.exe to this folder containing the forms objects



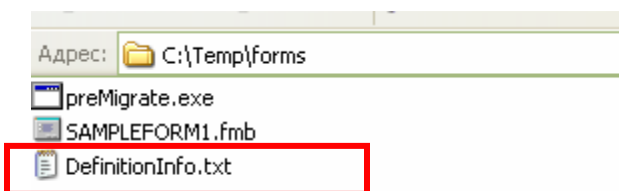
4) Double-click on “premigrate.exe”



5) A command prompt window will launch and execute the generation process for all Forms objects in the folder

```
C:\Temp\forms>
C:\Temp\forms>
C:\Temp\forms>
C:\Temp\forms>
C:\Temp\forms>
C:\Temp\forms>
C:\Temp\forms>
C:\Temp\forms>
C:\Temp\forms>
C:\Temp\forms>preMigrate .
C:\Temp\forms>
```

5) Upon completion, a “DefinitionInfo.txt” will be generated



6) Send this “definitionInfo.txt” file to Release3 Inc.. This file will be used to generate the TRANSFORM license file.

Since licenses are generated and charged per Oracle Form basis, the number of Forms objects in this file will determine the cost of license.

Release3 will send you back the TRANSFORM license file.

In case of any clarifications or questions, please contact:

Release3 Inc.

info@release3.com

www.release3.com